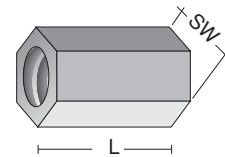


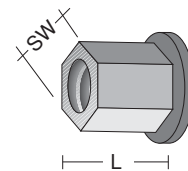
### SKM Sechskantmutter // schwarz

Art-Nr.	Typ	Tragkraft KN	SW	L mm	Stck/ VPE	Gewicht kg/Stck
14624	SKM 15/30	60	30	30	100	0,13
14625	SKM 15/50	90	30	50	100	0,21
146251	SKM 15/100	90	30	100	100	0,43
14626	SKM 20/60	160	36	60	50	0,34
14627	SKM 26/80	300	46	80	50	0,74



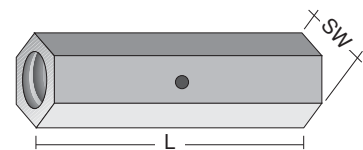
### BM Bundmutter // verzinkt

Art-Nr.	Typ	Tragkraft KN	SW	L mm	Stck/ VPE	Gewicht kg/Stck
147201	BM 15/35	60	30	35	100	0,14




### SK-VM Sechskant-Verbindungs-*muffe*

Art-Nr.	Typ	Tragkraft KN	SW	L mm	Stck/ VPE	Gewicht kg/Stck
14628	SK 15/100 VM	90	30	100	100	0,43
14629	SK 20/110 VM	160	36	110	50	0,63
14630	SK 26/150 VM	300	46	150	50	1,36



### RM Rundmuffe // schwarz

Art-Nr.	Typ	Tragkraft KN	L mm	Stck/ VPE	Gewicht kg/Stck
14679	RM 15/70	90	70	50	0,27



### AF Anschweißflansch // Schmiedeteil

Art-Nr.	Typ	A mm	B mm	C mm	Stck/ VPE	Gewicht kg/Stck
14668	AF 15,0	128	32	47	50	0,39

